

How to:



View & Download Certificate Holder Compliance Information (Admin User)

How to view and download Certificate Holder Compliance Information using Coal Services Maintenance of Competence (MoC) Portal.

For your Organisation to be able to view any information for a Certificate Holder they need to have Shared Permissions. Permissions are enabled by the Certificate Holder on Invite or Manually via the Site Permissions area of their Portal:

Certificate Holder

Progress

Activities

Site Permissions

Add Site Permissions

Adding this Site will allow the site organisation to view and modify your basic account details

Site or Organisation

Site: Not Selected

Permissions	
View Activities	<div>Allow</div>
View Evidence	<div>Allow</div>
View Compliance Status	<div>Allow</div>
Assign Event / Assign Activity	<div>Allow</div>

Start

08/08/2024

Expiry

dd/mm/yyyy

There are 3 options when accessing Certificate Holder Compliance information in the MoC Portal:

- 1. Individual Certificate Holder Compliance & Download
- 2. Individual Certificate Holder Evidence
- 3. Organisation Compliance Report Download

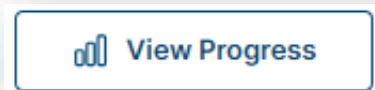

Login at <https://moc.coalservices.com.au>

Individual Certificate Holder Compliance



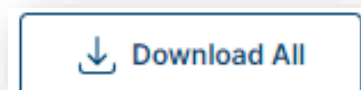
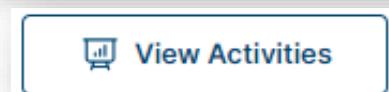

Coal Services

1. Select “Certificate Holders”
 - PC – left menu
 - Mobile Device – select the 3 lines
2. Select or search and select the Certificate Holder from the list
3. Select “View Progress”
4. Summary information can be viewed from this page
5. To view logbook, select “Export”
Note: the file will go to your “Downloads” folder on your device



Individual Certificate Holder Evidence

1. Select “Certificate Holders”
 - PC – left menu
 - Mobile Device – select the 3 lines
2. Select or search and select the Certificate Holder from the list
3. Select “View Activities”
4. Select “View” for any that you wish to see the Evidence
5. Select “Download All” to View Evidence
Note: the file will go to your “Downloads” folder on your device



If the Certificate Holder does not appear in the list, send them an Invite to Share Permission(s).

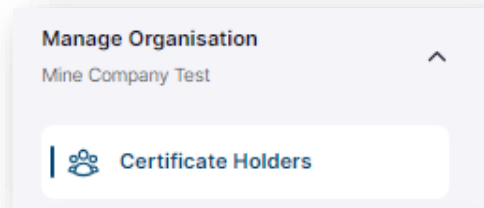
Organisation Certificate Holder Compliance



Coal Services

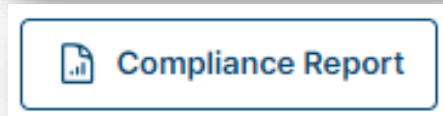
1. Select "Certificate Holders"

- PC – left menu
- Mobile Device – select the 3 lines



2. Select "Compliance Report"

Note: Basic compliance information can be seen from this page



3. Select "Export" for detailed information

Note: the files will go to your "Downloads" folder on your device

4. Select the "Excel" file (not the CSV)

5. On opening the file ensure you select "enable Editing" for best results

6. Tab 1 contains the Summary Report and Tab 2 contains the 4 Compliance Rules for reference.

If a Certificate Holder does not appear in the list, send them an Invite to Share Permission(s).